



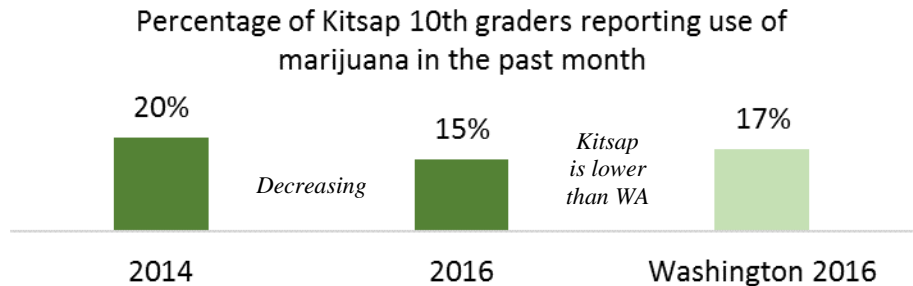
HEALTHY YOUTH SURVEY, 2016

Selected Substance Use Results

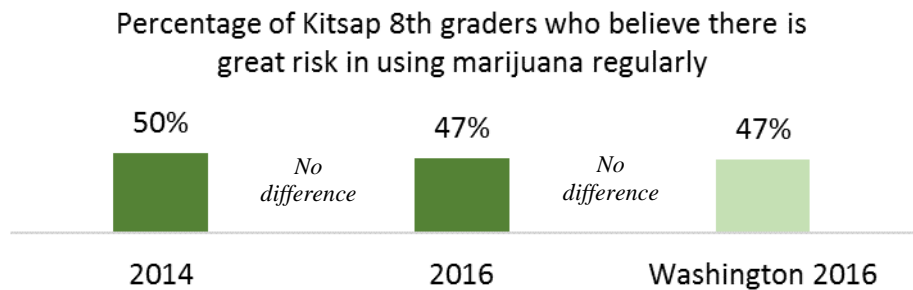
The Healthy Youth Survey (HYS) is a collaborative effort of the Office of the Superintendent of Public Instruction, the Department of Health, the Department of Social and Health Service's Division of Behavioral Health and Recovery, the Liquor and Cannabis Board, and the Department of Commerce. The Healthy Youth Survey provides important survey results about the health of adolescents in Washington. More information can be found at www.askHYS.net

MARIJUANA USE

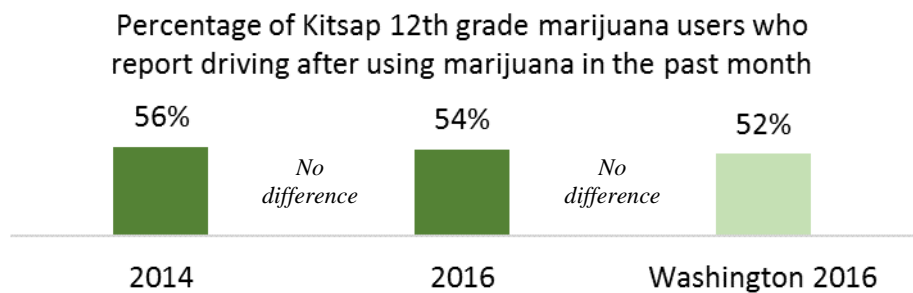
Reported marijuana use in Kitsap 10th graders is decreasing and lower than the state.



For Kitsap students, 47% of 8th graders believe there is great risk in using marijuana regularly (at least once or twice a week).

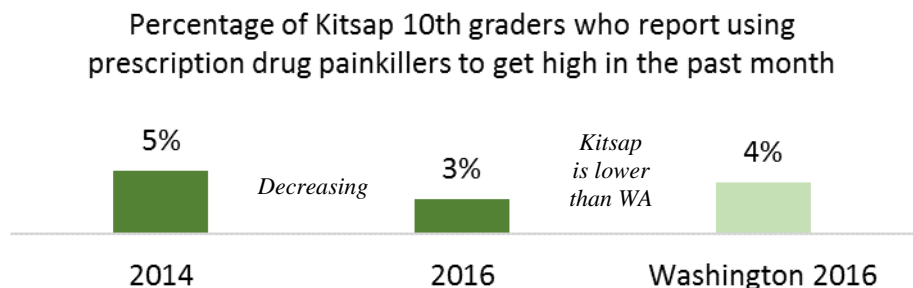


More than half of Kitsap 12th graders who reported using marijuana in the past 30 days also reported driving within 3 hours of using. This is about 100 kids driving while using.



PRESCRIPTION DRUG (PAINKILLER) USE

The use of prescription drug painkillers to get high has been decreasing among Kitsap 10th graders from 2014 to 2016. The percentage of 10th grade Kitsap students reporting painkiller use is lower than the state's.



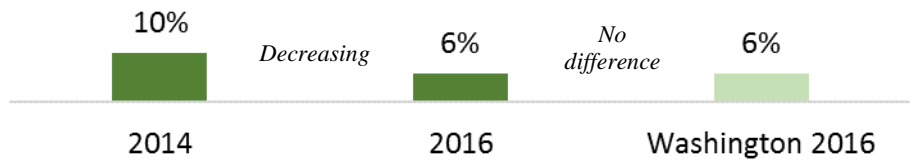
HEALTHY YOUTH SURVEY, 2016

Selected Substance Use Results

CIGARETTE USE

Kitsap has a significant decrease in percentage of 10th graders reporting smoking cigarettes, from 11% in 2014 to 6% in 2016.

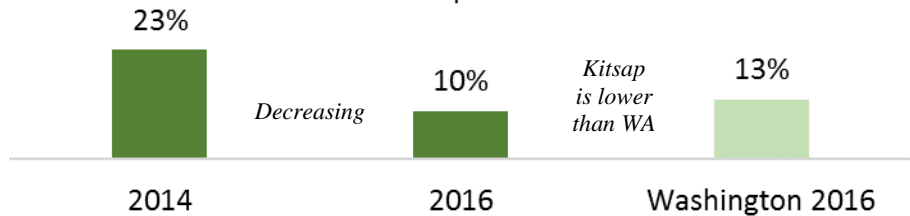
Percentage of Kitsap 10th graders who report smoking cigarettes in the past month



ELECTRONIC CIGARETTE USE

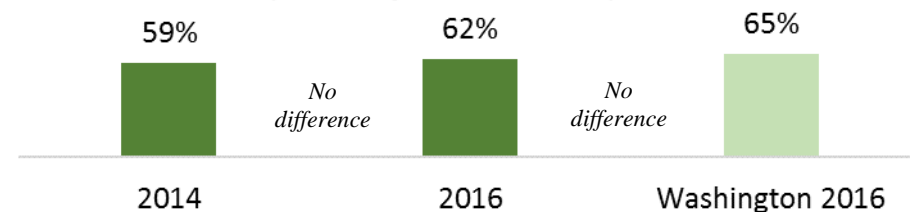
For Kitsap 10th graders, there was a decrease in e-cigarette use, from 23% in 2014 to 10% in 2016.

Percentage of Kitsap 10th graders who report e-cigarette use in the past month



62% of 10th graders who use e-cigarettes reported also using marijuana, similar to the state (65%) and similar to 2014 (59%).

Percentage of Kitsap 10th grade e-cigarette users who also report marijuana use in the past month



ALCOHOL USE

Alcohol use has decreased among 10th graders by an average of 5% every 2 years since 2006. Compared to 2014, in 2016, over 100 fewer students reported drinking in the past month.

Percentage of Kitsap 10th graders who report any alcohol use in the past month

